

— LEARN TO FLY.

Diploma Course Guide





Founded in 2016, Learn To Fly Melbourne embarked on a mission to re-define aviation training. Our commitment to excellence and accessibility has driven our journey from the very beginning.

With a formidable fleet of over 30 aircraft and a dedicated team of more than 30 staff members, we proudly stand as one of the largest flight schools in Australia. This collective endeavour is our commitment to upholding the highest standards in aviation training.

LEARN TO FLY MELBOURNE
RTO CODE: 45684
CRICOS Code: 03913A



OUR MISSION

To develop careers in aviation for our students, not just as pilots, but as future captains.

350

AIRLINE PLACEMENTS
SINCE 2017

15,000+

FLYING HOURS
A YEAR

30+

TRAINING
AIRCRAFT



Why Choose Learn To Fly?

Studying at Learn To Fly Melbourne offers you unparalleled aviation education, a global network, and the resources to excel in your aviation career. Join us on your journey to the skies!

15,000+

flying hours a year

5

locations in 4 countries

350+

airline placements since 2017 with 18 different airlines in 6 different countries

30+

aircraft

1

the only Diamond Aircraft School in Victoria, Australia

50+

online flight training courses and videos

2

diploma programs are eligible for VET student loans

3

different types of scholarships






ONE OF THE WORLDS BEST CITIES

Beyond flight training, you'll experience Melbourne's vibrant culture, incredible food and diverse international community.

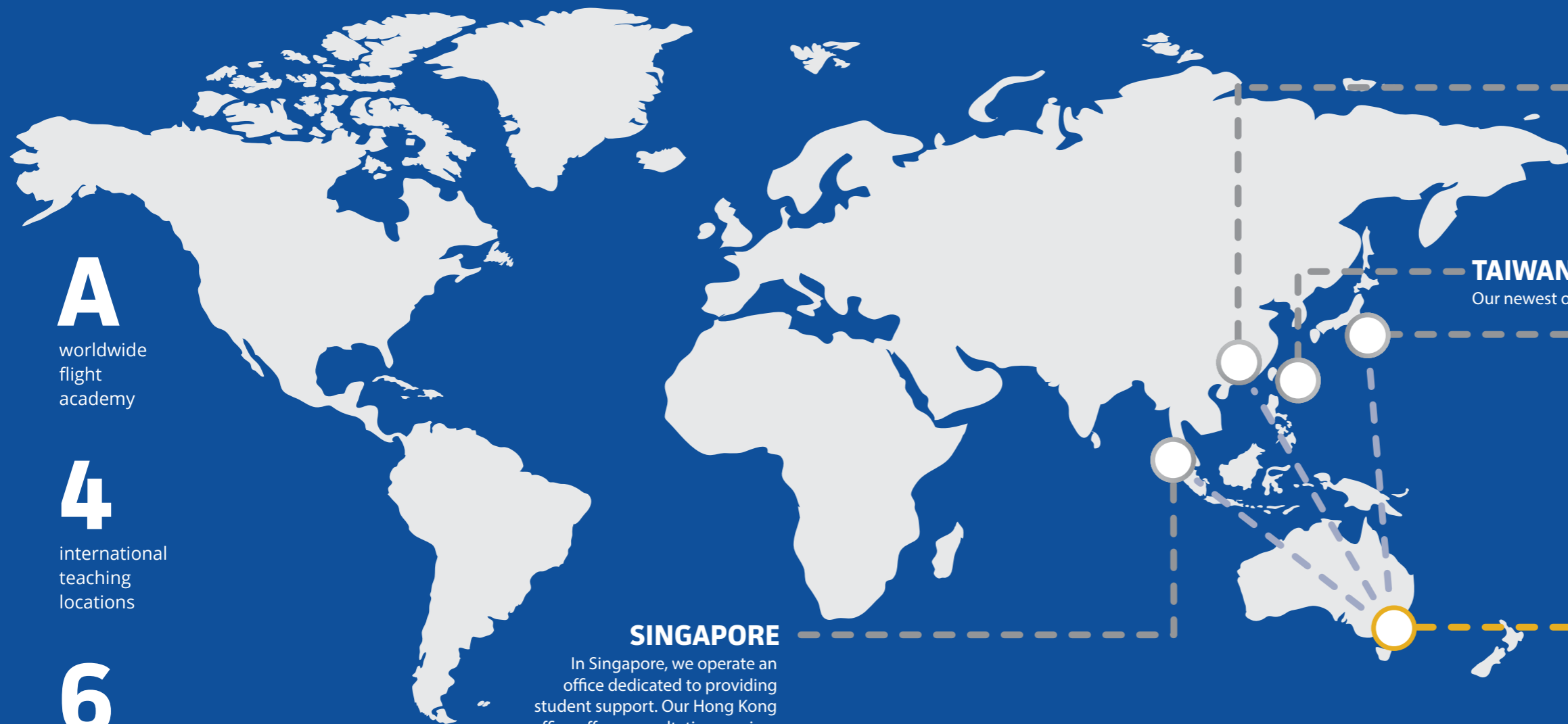
Our home training base is located at Melbourne's Moorabbin Airport, one of Australia's busiest airports with more than 250,000 aircraft movements per year. This makes it an excellent place to learn.



Melbourne, Australia



Our Global Graduates



A

worldwide flight academy

4

international teaching locations

6

campuses

SINGAPORE

In Singapore, we operate an office dedicated to providing student support. Our Hong Kong office offers consultation services and assists students with the enrollment process, ensuring a seamless experience for our aspiring pilots.

HONG KONG

In Hong Kong, we operate an office dedicated to providing student support. Our Hong Kong office offers consultation services and assists students with the enrollment process, ensuring a seamless experience for our aspiring pilots.

TAIWAN

Our newest office.

JAPAN

In Japan, we have established a partnership with Flight Times Japan. Their office is situated in Tokyo, where they provide essential support and foundational theory training to our Japanese students.

MELBOURNE

Melbourne serves as our primary flight training hub, boasting three dedicated facilities for flight, simulation, and theory training.

SLING 2

Recreational Pilot Licence (RPL)



CESSNA 172

Private Pilot Licence (PPL)




DIAMOND DA40

Commercial Pilot Licence (CPL)



DIAMOND DA42

Multi-Engine Command Instrument Rating (MECIR)



BOEING 787

Air Transport Pilot Licence (ATPL)

Flight Training Journey

In just **5 steps** you could be in the cockpit of a Boeing 747

LEARN TO FLY



DISCOVER OUR DIPLOMA PROGRAMS

Your Pathway to the Airlines Starts Here

If your goal is to become an airline pilot, our nationally accredited Diploma programs are designed to take you from zero experience to the doorstep of airline readiness. In the pages ahead, you'll find detailed information about each of our Diploma courses, the training journey, and how we help aspiring pilots like you turn ambition into altitude.



AVI50222 Diploma of Aviation (Commercial Pilot Licence - Aeroplane)

 **Flying Hours:**
153.5 Hours

 **Simulation Hours:**
3.2 Hours

 **Duration:**
58 Weeks +
4 Weeks Break

 **Commences:**
January, April,
July & October

Pursue your aviation career with precision and purpose. The AVI50222 Diploma of Aviation (Commercial Pilot Licence – Aeroplane) is an immersive, 60-week program that forms the cornerstone of professional pilot training. From your Recreational Pilot Licence through to your Private Pilot Licence and ultimately your Commercial Pilot Licence, this course is

designed to elevate aspiring pilots to a world-class standard.

Upon completion, you'll be positioned to take the next step—whether it's refining your capabilities with the AVI50519 Diploma of Aviation (Instrument Rating) or developing the leadership and instructional skills required for a Flight Instructor Rating.

Five modules of training

Training Module 01

RPL Training, PPL Theory
12 Weeks

Training Module 02

RPL Training, CPL Theory
11 Weeks

Training Module 03

PPL Training, CPL Theory
11 Weeks

Training Module 04

PPL & CPL Training, CPL Theory
11 Weeks

Training Module 05

CPL Training, CPL Theory
13 Weeks

FOR THE MOST CURRENT TUITION FEES,
PLEASE SCAN THE QR CODE.





AVI50519 Diploma of Aviation (Instrument Rating)

 **Flying Hours:**
33.9 Hours

 **Simulation Hours:**
17 Hours

 **Duration:**
13 Weeks

 **Commences:**
January, March, May,
July, September & November

Ready to take the next step towards becoming an airline pilot?

A Commercial Pilot Licence (CPL) is only part of the journey. To fly in challenging weather conditions and operate multi-engine aircraft, you'll also need a Multi-Engine Class Rating and a Multi-Engine Command Instrument Rating (MECIR).

Our AVI50519 Diploma of Aviation (Instrument Rating) is a focused, 13-week program designed to provide these critical qualifications.

You'll begin with in-depth classroom instruction in instrument rating theory, followed by night flying and multi-engine aircraft training. The program then advances into IFR (Instrument Flight Rules) operations, where you'll master instrument navigation procedures using our state-of-the-art Diamond DA42 flight simulator and aircraft.

CASA Qualifications Gained

Multi-Engine Class Rating and Multi-Engine Command Instrument Rating (MECIR).

Who should attend

Aspiring airline pilots or individuals looking to broaden their horizons by gaining the ability to fly multi-engine aircraft under Instrument Flight Rules (IFR).

Pricing

See the most up-to-date pricing on our website. Simply scan the QR code provided, visit the page, and download the "Tuition Fee Schedule".

Finance options

VET Student Loan (VSL) is available for eligible students.

FOR THE MOST CURRENT TUITION FEES,
PLEASE SCAN THE QR CODE.



Finance Options

financial **flexibility**
without the **compromise.**

Lay the groundwork for your airline career by researching flight training finance options.

VET Student Loans (VSL)

VET Student Loans (VSL) is an Australian Government program that supports eligible full fee-paying students fund their studies by providing tuition fee loans. You'll only start repaying the loan once you're earning an income.

This government-backed initiative makes it easier to focus on your training without the burden of upfront costs.

Learn To Fly Australia Pty Ltd (trading as Learn To Fly Melbourne) is proud to be an approved VET Student Loans provider (RTO 45684) for the following courses:

AVI50222 Diploma of Aviation (Commercial Pilot Licence – Aeroplane)

AVI50519 Diploma of Aviation (Instrument Rating)



You can scan the QR code to learn more about VET Student Loans (VSL).



Flight Instructor Rating

(Non-Diploma Program)

 **Flying Hours:**
36 Hours

 **Duration:**
13 Weeks

This 13-week Flight Instructor Rating program is designed to prepare you for a rewarding career as a flight instructor. It's an optional program that you can pursue either after completing your AVI50222 Diploma of Aviation (Commercial Pilot Licence - Aeroplane) or after both your AVI50222 Diploma of Aviation (Commercial Pilot Licence - Aeroplane) and AVI50519 Diploma of Aviation (Instrument Rating).

Many pilots choose to start their careers as flight instructors for several compelling reasons. Firstly, it offers a relatively easier pathway to find employment, given the high demand for instructor positions. Secondly, it provides an opportunity to accumulate flight hours rapidly, making it an attractive choice for individuals aiming to gain valuable flying experience before pursuing airline opportunities.

Acquiring a Flight Instructor Rating enables you to share your aviation knowledge and skills with aspiring pilots, passing on your expertise to the next generation.

CASA Qualifications Gained

Flight Instructor Rating.

Who should attend

Individuals aspiring to pursue a career as a flight instructor.

Pricing

See the most up-to-date pricing on our website. Simply scan the QR code provided to visit the page.

Finance options

Instalments. Contact us for more details.

FOR THE MOST CURRENT TUITION FEES,
PLEASE SCAN THE QR CODE.



Our **Success** Stories



Thomas Logan

From Engineer to Airline Pilot: Tom's Journey from the Office to the Cockpit

Originally working as an engineer, Tom decided to pursue his dream of becoming a pilot after a 737 simulator experience reignited a long-held ambition. He began his training with Learn To Fly in 2020, studying part-time while continuing his full-time engineering role. Despite the challenges of balancing both careers—and navigating COVID lockdowns—Tom successfully completed his Commercial Pilot Licence, Multi-Engine Class Rating, and Instrument Rating.

In 2022, he joined Learn To Fly as a flight instructor and quickly progressed through instructor levels, earning his Grade 2 Instructor Rating, Night VFR, Multi-Engine, and IFR teaching approvals. In just two years, Tom built a strong foundation of flying experience while inspiring the next generation of pilots. In September 2024, he took the next step in his aviation journey as a First Officer with QantasLink. Tom's story is a powerful reminder that with commitment and the right training environment, you can turn your passion into a professional flying career.



Chun Ki (Peter) Cheung



Peter – Dual Graduate Diploma of Aviation (Commercial Pilot Licence – Aeroplane & Instrument Rating) Class of 2020:

Peter is a true testament to the quality of our programs. He was an overseas student from Hong Kong, having completed both the Diploma of Aviation (Commercial Pilot Licence - Aeroplane) and the Diploma of Aviation (Instrument Rating) in 2020, he has transitioned seamlessly into the role of a flight instructor. His story is a prime example of how Learn To Fly can equip you with the skills and knowledge to excel in your aviation career.



Freddie Hui



Freddie Hui – Dual Graduate, Diploma of Aviation (Commercial Pilot Licence – Aeroplane & Instrument Rating), Class of 2022:

Freddie's journey is a powerful example of how it's never too late to follow your dreams. Originally from Hong Kong, Freddie left behind a successful career in hospitality to pursue his lifelong passion for aviation. He completed both the Diploma of Aviation (Commercial Pilot Licence – Aeroplane) and the Diploma of Aviation (Instrument Rating) at Learn To Fly Melbourne, earning his CPL in 2022.



5 Steps to Become an Airline Pilot



01 Diploma of aviation (Commercial Pilot Licence - Aeroplane)

Recreational Pilot Licence (RPL)

Your journey begins with obtaining an RPL. This licence introduces you to the fundamentals of flying, allowing you to pilot an aircraft.

Private Pilot Licence (PPL)

During PPL training, you'll not only build on your foundational flying skills but also learn essential navigation techniques.

Commercial Pilot Licence (CPL)

Transitioning to a CPL equips you with the skills needed for a professional pilot career.

02 Diploma of Aviation (Instrument Rating)

Multi Engine Class Rating

This rating allows you to operate multi-engine aircraft, expanding your capabilities and making you a more versatile pilot.

Multi-Engine Command Instrument Rating (MECIR)

The MECIR is a crucial step towards an airline pilot career. It qualifies you to fly multi-engine aircraft under instrument flight rules (IFR), preparing you for airline operations.

03 Flight Instructor Rating (FIR)

If you wish to teach others to fly, the FIR provides the necessary qualifications. It's an optional step for those interested in becoming flight instructors.

04 Gain Experience

After obtaining your licences and ratings, it's time to accumulate flight hours and experience. You can work as a flight instructor, engage in various flying roles, and continue to refine your skills.

05 Airline pilot job

With the required flight hours and qualifications, you're ready to pursue your dream job as an airline pilot. This is the culmination of your training and dedication, opening doors to exciting career opportunities in the aviation industry.

Diploma vs Bachelor.

When choosing the path to become an airline pilot and launching your aviation career, it's important to consider your options wisely.

Take Qantas, for example, a renowned airline. When you explore their recruitment requirements, which can be found on their website, you'll discover that they prioritise flying qualifications and experience above all else. Whether you hold a bachelor's or diploma certificate is not their primary concern.

Now, consider this: with our diploma program, you can acquire the essential qualifications to work as a pilot in just 60 weeks. For those aiming higher, an additional 13 weeks for a Flight Instructor Rating can make you even more employable. In a mere 1.5 years from the start of your journey, you could be ready to take flight as a pilot, armed with the necessary qualifications.

By choosing a bachelor's program, you're essentially investing an additional 1.5 years in academic study, time that could be better spent accumulating more flying experience and qualifications.

Furthermore, the extra funds spent on a bachelor's degree could instead be directed towards obtaining multiple additional flying qualifications, which will help you more as a pilot.

So, if your goal is to fast-track your aviation career and gain practical experience quickly, the

diploma program stands as the clear, efficient, and cost-effective choice.

For those who still envision pursuing a bachelor's degree in the future, we highly recommend considering other bachelor programs, such as those in fields like Accounting or Information Technology (IT). These degrees not only broaden your skill set but also provide a valuable backup plan. While obtaining a bachelor's in aviation may not significantly benefit your aviation career, studying another subject can prepare you for alternative opportunities. In the event of unforeseen circumstances, such as the challenges posed by the COVID-19 pandemic, having a second career option can prove invaluable, offering you flexibility and security in your professional journey.

	Diploma Pathway	Bachelor Pathway
Program	Diploma of Aviation (Commercial Pilot Licence - Aeroplane) Diploma of Aviation (Instrument Rating) Flight Instructor Rating	Bachelor of Aviation
Total Duration	Around 20 Months Duration	36 Months Duration
Flying Hours	Around 240 Flight Hours	Around 200 Flight Hours
Total Cost	Around \$152K Cost	Around \$240K* Average Cost
CASA Qualifications		
Commercial Pilot Licence	✓	✓
Multi-Engine Class Rating	✓	✓
Multi-Engine Command Instrument Rating (MECIR)	✓	✓
Flight Instructor Rating	✓	✗
Career Opportunities		
Survey Pilot	✓	✓
Charter Pilot	✓	✓
Flight Instructor	✓	✗

* Average Price

Diploma Pathway

Around
20
months
duration

Around
240
flight hours

Around
152K
cost

Career Opportunities

Survey Pilot
Charter Pilot
Flight Instructor

Program
Diploma of Aviation (Commercial Pilot Licence - Aeroplane)
Diploma of Aviation (Instrument Rating)
Flight Instructor Rating

CASA Qualification
Commercial Pilot Licence
Multi-Engine Class Rating
Multi-Engine Command Instrument Rating (MECIR)
Flight Instructor Rating

Program
Bachelor of Aviation

CASA Qualifications
Commercial Pilot Licence
Multi-Engine Class Rating
Multi-Engine Command Instrument Rating (MECIR)

Bachelor Pathway

36
months
duration

Around
200
flight hours

Around
240K*
average cost

* Average Price

Career Opportunities

Survey Pilot
Charter Pilot

5 Years Timeline

As an LTF graduate, you will achieve your goal faster than your peers with greater qualifications that open more career opportunities.

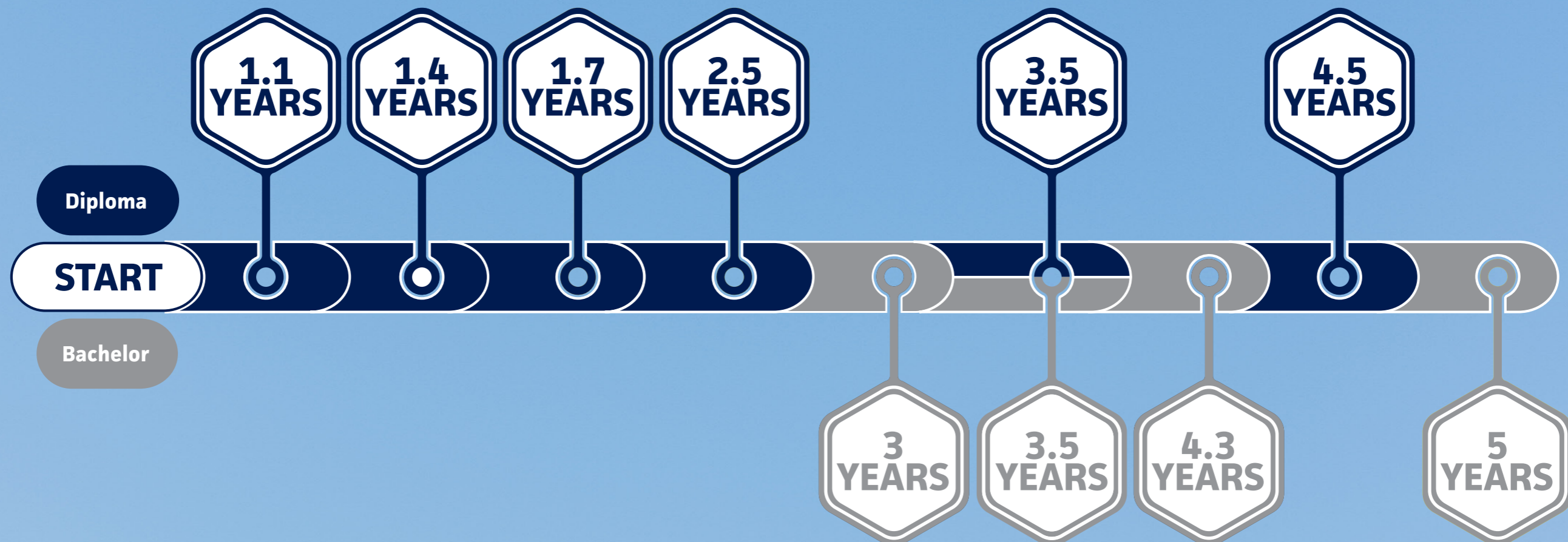
Consider a scenario where a student aspires to enter the airline industry and plans to complete the Commercial Pilot Licence (CPL), Multi-Engine Command Instrument Rating (MECIR), and Flight Instructor Rating (FIR) to gain the necessary experience for a direct entry officer position with one of the Australian airlines, based on the requirements listed on their website as of October 2023. Now, let's examine the timelines for both the diploma and bachelor pathways.

Diploma

- 1.1 Years - Achieved CPL, roughly 155 total flying hours
- 1.4 Years - Achieved MECIR, roughly 210 total flying hours
- 1.7 Years - Achieved Flight Instrument Rating (FIR), roughly 250 total flying hours. Start working as a Grade 3 flight instructor
- 2.5 Years - Upgrade to a Grade 2 Flight Instructor, roughly 500 total flying hours
- 3.5 years - Upgrade to a Grade 1 Flight Instructor, roughly 1,000 - 1,100 total flying hours. Ready to teach night, multi-engine and instrument flying
- 4.5 years - Ready to apply for airlines

Bachelor

- 3 Years - Achieved CPL, MECIR, roughly 200 total flying hours
- 3.5 Years - Achieved Flight Instrument Rating (FIR), roughly 250 totally flying hours. Start working as a Grade 3 flight instructor
- 4.3 Years - Upgrade to a Grade 2 Flight Instructor, roughly 500 total flying hours
- 5 Years - Still working as a Grade 2 Flight Instructor



FLIGHT SAFETY

A cornerstone of our operation is to ensure that we maintain a positive and transparent safety culture. We foster a "Just Culture" reporting environment that encourages open and honest communication between students, instructors and staff about safety-related issues. We acknowledge that flight training involves risk, and ensure that we focus on risk minimisation. Our support team includes dedicated Safety Managers, and our commitment to safety remains of the utmost importance as we continue to expand.



Campuses

Learn To Fly Melbourne operates across three dedicated buildings at Moorabbin Airport, each designed to support a different stage of your pilot training journey:

01

Flight Operations Building

For all flight activities, this building provides direct access to the aircraft apron and is a constant hub of action for students and instructors preparing for take-off.



03

Simulation Centre

This facility is equipped with state-of-the-art Diamond DA42 and Cessna 172 simulators. It's where students sharpen their skills through immersive, scenario-based training.



02

Theory Centre

Hosts all ground school classes and houses our student support and RTO teams — creating a focused and supportive environment for learning.



Campus Resources



Library

Access aviation textbooks, study materials, and digital resources. Whether you're brushing up on theory or diving into exam prep, the library is your go-to knowledge hub.



Student Support

Our dedicated Student Support team is here to help with everything from course guidance to well-being.



Study Spaces

These comfortable and accessible areas offer the perfect environment for solo study or group discussions.

Scholarship

We believe financial barriers shouldn't stand in the way of becoming a pilot. That's why we offer a range of scholarships to support aspiring aviators from all walks of life.

Whether you're a high achiever, an aspiring mentor, breaking gender barriers, or an international student far from home, our scholarships are designed to lighten the load and help you reach your goals.

Accommodation Scholarship

At Learn To Fly Melbourne, we understand the unique journey our international students embark on when they choose to study in Australia. Our Accommodation Scholarship is created specifically for those who stay in our dedicated student housing, offering financial

support to ease the transition. It's our commitment to making your experience not only more affordable but also more comfortable, so you can focus fully on your aviation training and enjoy a seamless life both in and out of the classroom.

Academic Scholarship

The pursuit of aviation excellence is more than a goal—it's a guiding principle. Our Academic Scholarship exists to honour students who demonstrate exceptional intellectual commitment and achievement. It is both recognition and motivation: a reward for those who excel, and a catalyst to push even further.

This scholarship not only celebrates academic brilliance but also supports those who seek to lead and inspire others. We believe that great aviators are

also great mentors—students who elevate their peers through knowledge, discipline, and example. Through this program, we aim to nurture both minds and character, creating a ripple effect of excellence throughout our aviation community.

Woman in Aviation Scholarship

The Women in Aviation Scholarship is a commitment to progress—designed to empower aspiring female pilots and support their journey to the skies. At Learn To Fly Melbourne, we believe talent knows no gender, and the cockpit should reflect that truth.

This scholarship provides both financial assistance and opportunity for women driven by a passion for aviation. But more than that, it stands as a statement: that barriers are not only meant to be challenged, but left behind. By helping bridge the gender gap in aviation, we aim to inspire a new generation of female aviators to lead, to fly, and to redefine what's possible.



You can scan the QR code below to learn more about our scholarships program.





Career Services

We're more than just a flight school — we're a launchpad for your aviation career. Over 70% of our current instructors are proud graduates of our programs, having started their journey right here.

Our dedicated Career Services team goes beyond flight training to help you build real-world skills, grow your professional network, and unlock global opportunities. With the support of our expert career coach — who has helped over 350 pilots land roles with leading airlines like QantasLink, Qantas, Cathay Pacific, Singapore Airlines, Scoot, Jetstar and more — your path to the cockpit has never looked clearer.

Your journey towards a successful aviation career begins the moment you enrol at Learn To Fly Melbourne

Our dedicated Career Services team supports both current students and alumni with a comprehensive range of personalised services designed to prepare you for success in the aviation industry.

Personalised Career Consultations

Through tailored one-on-one consultations, we work with you to identify your long-term aviation goals and create a clear, actionable roadmap. Whether you're aiming for a flight instructor position, an airline cadet program, or a direct entry role, we'll help you understand the pathways available and the steps you need to take.

Individual Coaching & Mentorship

Gain access to free, personalised coaching sessions designed to align with your unique career aspirations. These sessions offer practical advice, encouragement, and insider insights from industry-experienced professionals who understand what it takes to succeed in aviation.

Exclusive Industry Engagement

Take advantage of our strong industry connections. We regularly host and invite our students and alumni to exclusive networking events, career expos, airline information sessions, and guest speaker presentations. These opportunities allow you to connect directly with airline recruiters, aviation professionals, and potential employers.

Professional Resume Support

A well-crafted resume is key to standing out. Our team offers expert reviews and feedback to help you build a polished, aviation-specific resume that highlights your strengths, experience, and certifications in the best possible light.

LinkedIn Profile Development

Your online presence matters. Learn how to build a compelling LinkedIn profile that not only reflects your aviation journey but also positions you to be found by recruiters and employers. We'll guide you on everything from profile optimization to strategic networking.

Mock Interview Preparation

Practice makes perfect — especially when it comes to interviews. Our mock interview sessions simulate real-world airline and aviation company interview formats, helping you build confidence and sharpen your responses. You'll receive structured feedback so you can refine your answers and presentation.

Student Support




We know that life can sometimes throw challenges your way, which is why we offer a welcoming, confidential space where you can seek help at any time. Whether you're managing personal concerns, navigating mental health struggles, or just need someone to talk to, our counselling services are available both in-person and online.

Beyond that, we help you connect with like-minded peers to exchange knowledge, build friendships, and grow your network. Our peer mentoring program also gives new students the chance to be guided by experienced senior students, making the transition into flight training that much smoother.

You're never flying solo—we're here with you for the whole journey.

Email studentsupport@learntofly.edu.au



STUDENT ACCOMMODATION

Key Benefits

Proximity

Both accommodations are conveniently located within a short 15-minute walking distance from our school, saving you time and money on transportation.

Fully Furnished

Say goodbye to the hassle of moving furniture. Our accommodations come fully furnished, providing you with everything you need for a comfortable stay.

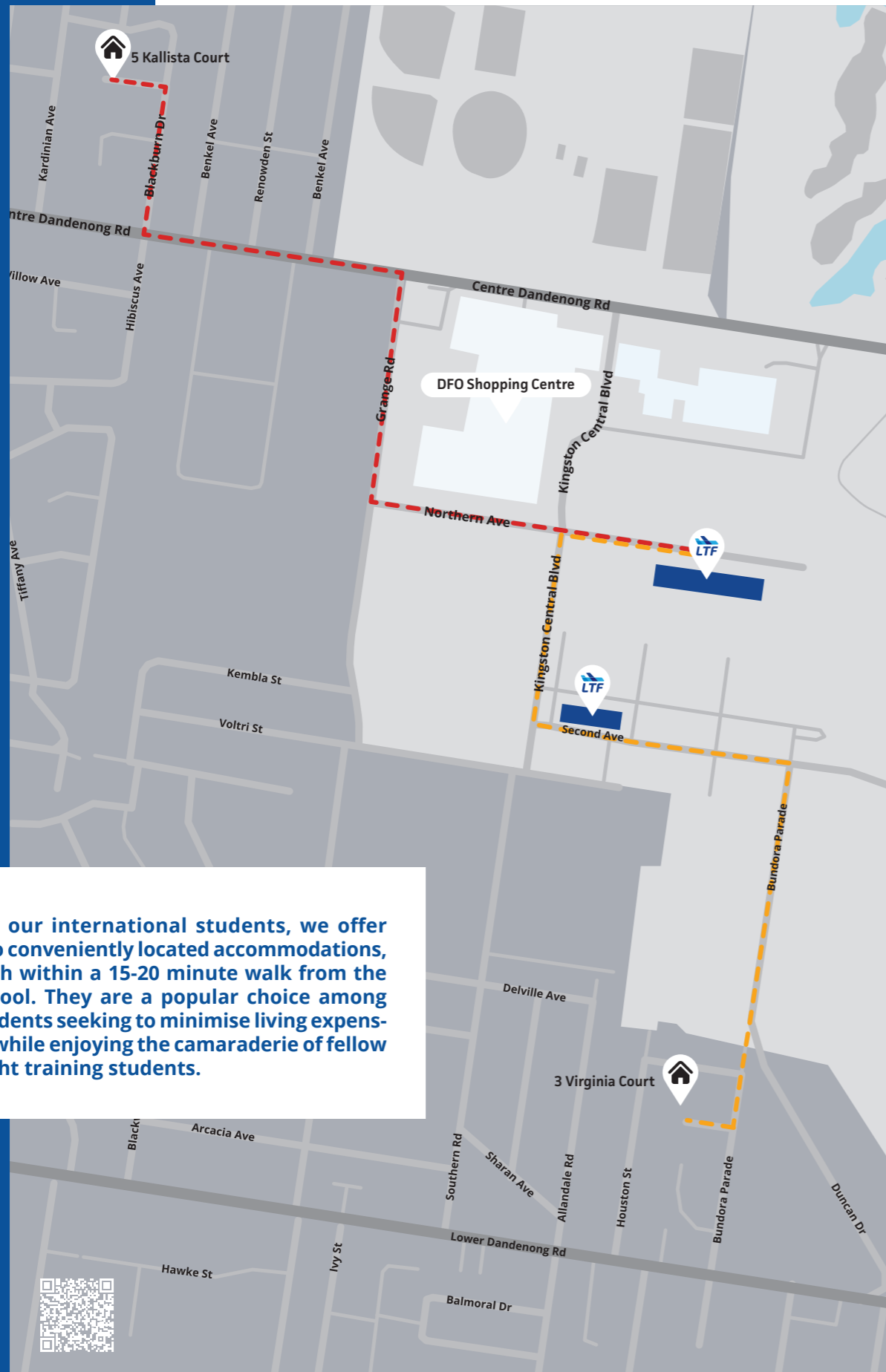
Affordability


We understand the financial challenges students often face, so we offer reasonably priced options to make your stay more affordable.

Community

Living with other flight training students offers a unique opportunity to connect, share experiences, and build lasting friendships with like-minded individuals.

For our international students, we offer two conveniently located accommodations, both within a 15-20 minute walk from the school. They are a popular choice among students seeking to minimise living expenses while enjoying the camaraderie of fellow flight training students.





Steps to Enrolment

We're here to make the enrolment process smooth and stress-free: here's a step by step guide.

01
Meet and Greet

02
Assess Your Eligibility

03
Initial Application

04
Assessment

05
Application Outcome

06
Additional Requirements

07
Enrolment Agreement

08
Pre-course Preparation

We highly encourage prospective students to meet with us before enrolling. We can arrange a school tour to show you our aircraft, facilities, and give you the opportunity to chat with us in person.

We also provide advice on how best to merge your work and life responsibilities with flight training. Online meetings are also available if you are unable to come down to Moorabbin Airport.

Ensure that you meet the minimum course requirements by visiting our Diploma of Aviation (CPL) webpage and reviewing the "How to Apply" section.

3a: Online Application

Click the 'Enrol Now' Button on our webpage and follow the instructions to complete the online registration form. Once that is complete, you will receive an application checklist through your email containing details on how to prepare and submit necessary documents as part of your application

3b: Document submission

Submit all your documents to enrol@learntofly.edu.au according to the details in the application checklist, if you are confused, email us for clarification, we will also reply directly to you should there be an issue with your documents.

4a: Skills assessment

Once all your documents are in place, you will receive an email prompting you to complete a Language, Literacy and Numeracy (LLN) assessment online. This can take between 1-3 hours and requires a stable internet connection.

4b: Interview assessment

Applicants who meet the skills assessment requirements and have submitted all required documents will be invited to an online interview with our enrolment team and flight instructors. This interview typically takes 1-1.5 hours and assesses your suitability as a student with us.

4c: Additional assessments (Optional)

If necessary, the enrolment team may require you to complete additional assessment as part of your application, the enrolment team will contact you via email if this is the case.

If your application is successful, you will receive an application outcome email containing the details of the course you have applied for as well as its associated fees and conditions of enrolment.

It is important that you read this carefully and reply to us if you wish to confirm your enrollment based on those details.

6a: Apply for Recognition of Prior Learning (Optional)

If you have prior training, you may apply for Recognition of Prior Learning (RoPL). We will assess your prior learning against the relevant criteria outlined in our RoPL Kit. All applications are assessed by our RoPL assessor on a case-by-case basis.

6b: Apply for Vet Student Loans (Optional)

Eligible students may apply for a VET Student Loan (VSL) to support the financing of their tuition fees.

6c: Apply for a Student Visa (Optional)

Students who require a student visa may also request for a Confirmation of Enrolment to support their visa application.

An enrolment agreement will be sent to you any time between 2-4 weeks prior to your course commencement. This can only happen if all other applications and information is confirmed via the enrolment team.

8a: Obtain an Aviation Reference Number (ARN)

An ARN is required by CASA to identify you in the aviation system. All aviation licences, medicals, and results will be linked to this number.

8b: Apply for a CASA Class 1 Aviation Medical

This is a requirement for all commercial pilots and must be renewed annually. You must apply for a CASA Class 1 before the start of your course. We recommend completing it early and, if possible, receiving it before the start of your course.

8c: Apply for an ASIC Card

An Aviation Security Identity Card (ASIC) is required for you to be on the tarmac at Moorabbin airport. The Enrolment team will send you an email guiding you on how to apply for one.



ONLINE TRAINING RESOURCES

UNLOCK 24/7 GLOBAL ACCESS TO OUR
ADVANCED ONLINE LEARNING PORTAL
FROM THE MOMENT YOU ENROL

COMPREHENSIVE THEORY

Our online learning portal provides comprehensive RPL, PPL, and CPL theory courses—allowing you to study at your own pace, anytime and from anywhere.

IN-DEPTH FLIGHT TRAINING

We've carefully curated a library of over 50 training videos in two languages, covering the full RPL and PPL syllabi. These videos are designed to help you prepare thoroughly before each flight lesson and serve as an excellent tool for post-lesson revision. Our online resources offer a flexible, accessible, and efficient way to strengthen your understanding—ensuring you're ready for every stage of your aviation journey.

RPL RPL theory teaches you the fundamentals of flying including basic aerodynamics, flight planning, meteorology and navigation, as well as air law and human factors in aviation.

PPL PPL theory adds more in-depth flight training concepts to the knowledge you learned during RPL theory, as well as advanced navigation principles and techniques.

CPL Our Online CPL Theory course is perfect for pilots that have a busy schedule or may not be able to attend all classes in person, with all theory classes presented by an experienced instructor available at your fingertips online.

LEARN ANYTIME, ANYWHERE— AT YOUR OWN PACE.

You can scan the QR code below to learn more about our online flight training courses.



FLIGHT TRAINING FLEET



Our flying school boasts one of Australia's most extensive aircraft fleets, underlining our dedication to delivering top-tier training. Our diverse and contemporary selection of aircraft reflects our commitments to excellence.

Each aircraft is meticulously maintained to the highest standards of safety and performance, ensuring you receive the best possible training. Notably, we stand out as the sole Diamond Aircraft operator in Victoria, adding an extra layer of excellence to your training experience.

SLING 2 SLA

A recreational aircraft which is proven to be an excellent training aircraft for beginners due to its amazing handling

CESSNA 172


One of the most popular aircraft ever made, used primarily for training and/or private aviation and are still in production today

DIAMOND DA40

The newest aircraft to join our flight training fleet. It offers a spectacular balance between performance and durability, enabling a seamless transition from Recreational Pilot Licence to Commercial Pilot Licence training, making it a perfect training aircraft

DIAMOND DA42

The newest multi-engine aircraft to join our flight training fleet. The DA42's Garmin G1000 avionics system coupled with generous canopy visibility make this an exceptional aircraft option for twin-engine flight training in both VFR and IFR conditions. The Diamond DA42 is highly regarded for its technology and high performance





DIAMOND DA40

The Diamond DA40 is the latest addition to our training fleet. Designed in Austria, this modern four-seater aircraft is built from strong, lightweight composite materials, delivering exceptional reliability and performance.

Ideal for students progressing from Recreational to Commercial Pilot Licence training, the DA40 offers a smooth and efficient learning experience. Learn To Fly operates the largest fleet of Diamond DA40s in Victoria.



Sling 2

Learn To Fly Melbourne operates Australia's largest fleet of Sling 2 LSA training aircraft. With superb handling, near-360° visibility, and a 7-hour fuel range, the Sling 2 offers the perfect blend of performance and reliability for student pilots.



DIAMOND DA42

The Diamond DA42 is the newest multi-engine aircraft in our fleet—a cutting-edge, four-seat twin developed by Diamond Aircraft Industries in Austria.

Equipped with the advanced Garmin G1000 avionics suite and outstanding canopy visibility, the DA42 is the ideal platform for twin-engine training in both VFR and IFR conditions. Known for its innovation and performance since entering service in 2002, it sets the benchmark for modern multi-engine training.



CESSNA SKYHAWK 172

The Cessna 172 Skyhawk is a legendary high-wing, four-seat aircraft and one of the most widely produced aircraft in history, with over 44,000 built since 1955. Renowned for its reliability and ease of use, it remains a global favourite for both training and private flying.

Learn To Fly operates the Cessna 172R and 172S models—modern variants introduced in the late 1990s featuring upgraded design elements and factory-fitted fuel-injected engines, ideal for student pilots and advanced training alike.

— LEARN TO FLY.

Phone: 1300 532 768

Mail: hello@learntofly.edu.au

Address: 22 - 24 Northern Avenue, Moorabbin Airport,
VIC 3194, Australia