



PRIVATE PILOT LICENCE (PPL)

EXPAND YOUR HORIZONS AND FLY ANYWHERE IN AUSTRALIA



#TheSkyIsCalling
**FIND YOUR WAY, AND FLY
FURTHER WITH A
PRIVATE PILOT LICENCE**

Having obtained your Recreational Pilot Licence (RPL), the next stage in your flight training process is learning how to navigate from point A to point B. This will allow you to **expand your horizons beyond the 25 nautical mile range that your RPL allows.**

During the Private Pilot Licence (PPL) course, you will further improve on the fundamental flying skill-set you developed during RPL training. In addition, with your new navigation skills, you will **plan and execute a number of longer navigational flights that will also include landing and refueling at other airports.**



WHAT DOES HAVING A PRIVATE PILOT LICENCE (PPL) ALLOW YOU TO DO?

The Private Pilot Licence (PPL) allows you to **plan and conduct navigational flights throughout Australia as Pilot in Command, in any CASA registered aircraft, carrying up to a maximum of 5 passengers.**

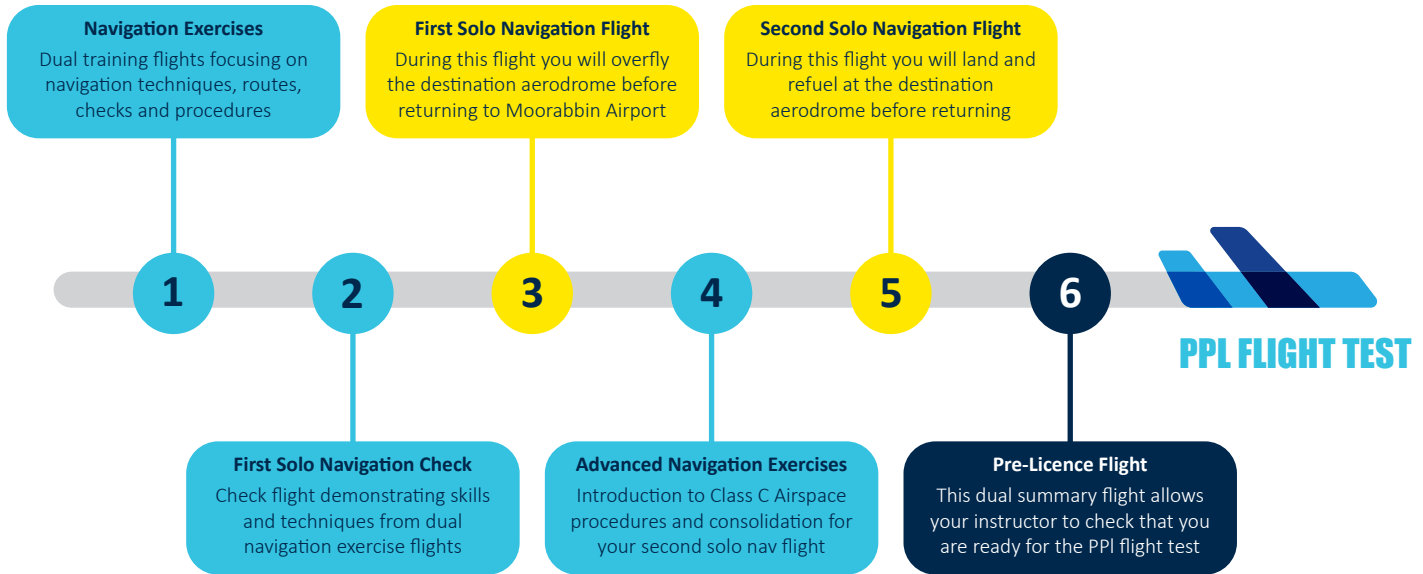
The confidence and skill-set to fly further and longer is a crucial step in any pilot's aviation journey. The PPL is a great licence for recreational pilots, who can then add Ratings and Endorsements to expand both the aircraft they can fly and the conditions they can fly in.

Pilots looking to fly professionally progress to Commercial Pilot Licence (CPL) training syllabus after obtaining their PPL.



TRAINING PROCESS & COURSE SYLLABUS

PRIVATE PILOT LICENCE - TRAINING PROCESS



PRIVATE PILOT LICENCE - FLYING SYLLABUS

Navigation Exercise 1

Basic navigation technique, CLEAROFF checks and CTAF joining procedures.

Navigation Exercise 2

CTAF joins, inclusive of a full stop and taxi. Introduce en-route PFL. Introduce Melbourne Inland and Coastal Route.

Navigation Exercise 3

Introduce Class E Airspace. Introduce low level flying, Lost Procedure and Diversion.

Navigation Exercise 4

This lesson consolidates your First Navigation Solo Check and if your instructor believes you are competent to navigate and return back to your home aerodrome you will be sent on your First Navigation Solo.

First Solo Navigation Flight (Navigation Exercise 5)

Your First Solo Navigation Flight will be a short one, in which you will overfly the destination airport and return back to Moorabbin Airport.

Navigation Exercise 6

Introduce Class C Controlled Airspace procedures.

Navigation Exercise 7

This lesson consolidates your Second Navigation Solo Check and if your instructor believes you are competent to navigate and return back to your home aerodrome you will be sent on your Second Navigation Solo.

Second Navigation Solo Flight (Navigation Exercise 8)

Your second solo navigation flight will be longer than the first one. You are required to land at the destination airport, refuel and return back to Moorabbin Airport.

Navigation Exercise 9

A summary flight, where the instructor will check if you are up to PPL standard before sending you for your flight test.

PPL Flight Test

The testing officer will check if you can effectively demonstrate all that you have learnt through your flight training. If they are satisfied with your knowledge and skills, you will be awarded your Private Pilot Licence.

PRIVATE PILOT LICENCE COURSE DURATION



FULL TIME 4-6 WEEKS

Flying and studying 4-5 days per week



PART TIME 4-6 MONTHS

Flying and studying 1-2 days per week

*Average duration based on past students. Course duration will depend entirely on individual student time commitment.

AIRCRAFT SELECTION





DA40

Diamond Aircraft

Continental CD-135 Engine/Lycoming IO-360

Garmin G500 or Garmin G1000 Avionics

Maximum Take-Off Weight (MTOW) 1150/1200kgs

Cruising Speed 130kts

4 Seater



SLING 2 LSA

Sling Aircraft



Rotax 912 ULS Engine

Garmin G3X Touch-Screen Avionics

Maximum Take-Off Weight (MTOW) 600kgs

Cruising Speed 110kts

2 Seater



172 SKYHAWK

Cessna

Lycoming IO-360-L2A Engine
Garmin G430 Avionics + Analogue Instruments
Maximum Take-Off Weight (MTOW) 1100kgs
Cruising Speed 122kts
4 Seater





FLIGHT PACKAGE & PAYMENT OPTIONS




PPL FLIGHT PACKAGE - PACKAGE DETAILS



Package	Sling 2	Cessna 172	Diamond DA40
Dual & Supervised Solo Flight Training Hours	N/A	30 Hours	30 Hours
Simulation Training Hours	N/A	1 Hour	1 Hour
Ground School, Briefings and De-Briefings	N/A	20 Hours	20 Hours
PPL Theory Course (Online Subscription) + Mock Exams		✓	✓
Online Student Portal Access		✓	✓
Flight Computer & Plotter		✓	✓
WAC and VNC Maps		✓	✓
Flight Test Fee		✓	✓
Cost	N/A	\$17,895	\$19,695
Bob Tait PPL Theory Book Vol 2 (Optional)	N/A	Additional \$110	Additional \$110
PPL Theory Course- Face-to-Face (Optional)	N/A	Additional \$1,695	Additional \$1,695

You may be required to purchase items not included in the package, including flight test solo hire, and landing fees at other airports. Prices are in AUD, not including GST and are subject to change. You will be charged based on the current pricing schedule at the time of booking. Current as at December 2025.

PPL FLIGHT PACKAGE - PAYMENT OPTIONS

Aircraft	Option 1 Upfront Payment	Option 2 Interest Free Instalments
 Sling 2	N/A	N/A
 Cessna 172	\$17,895	From \$3,579/month x 5 interest free instalments
 Diamond DA40	\$19,965	From \$3,283/month x 6 interest free instalments



Prices are in AUD, not including GST and are subject to change. You will be charged based on the current pricing schedule at the time of booking. Current as at December 2025. **Splitit** allows you to split your costs over multiple interest free monthly instalments. Visit

www.learntofly.edu.au/splitit for full details.

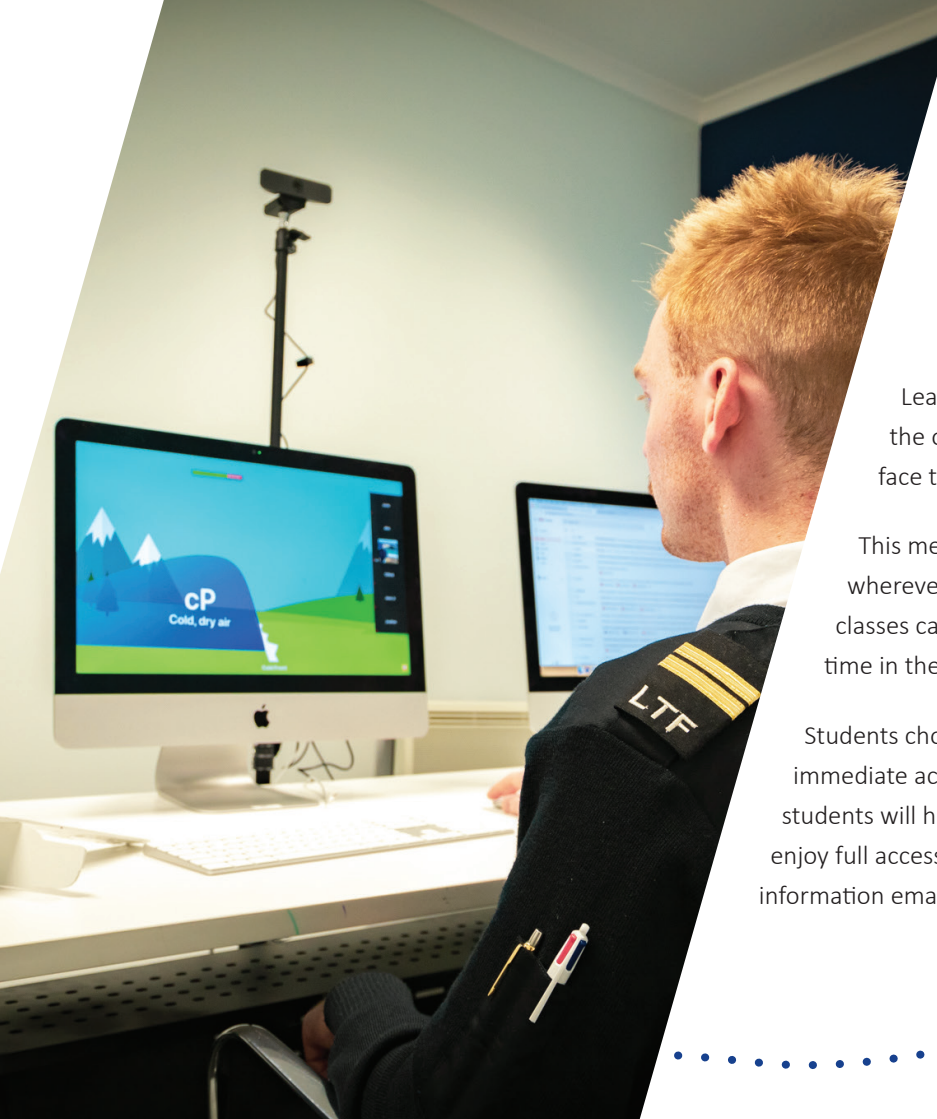
PAY AS YOU FLY - PRICING

	Sling 2 LSA	N/A
	Cessna 172	Dual & Supervised Solo \$458/hr Private Hire for Flight Test \$358/hr
	Diamond DA40	Dual & Supervised Solo \$518/hr Private Hire for Flight Test \$418/hr
	Ground School & Briefings	\$100/hr
	Flight Test Fee	\$895

Pay As You Fly rates do not include the purchase of required items including simulation hours, course theory materials, exams, flight tests, uniform and logbooks, or access to the Learn To Fly online student portal. Please email hello@learntofly.edu.au for any cost-related enquiries. Prices are in AUD, not including GST and are subject to change. You will be charged based on the current pricing schedule at the time of booking. Current as at December 2025.



ONLINE TRAINING OPTIONS

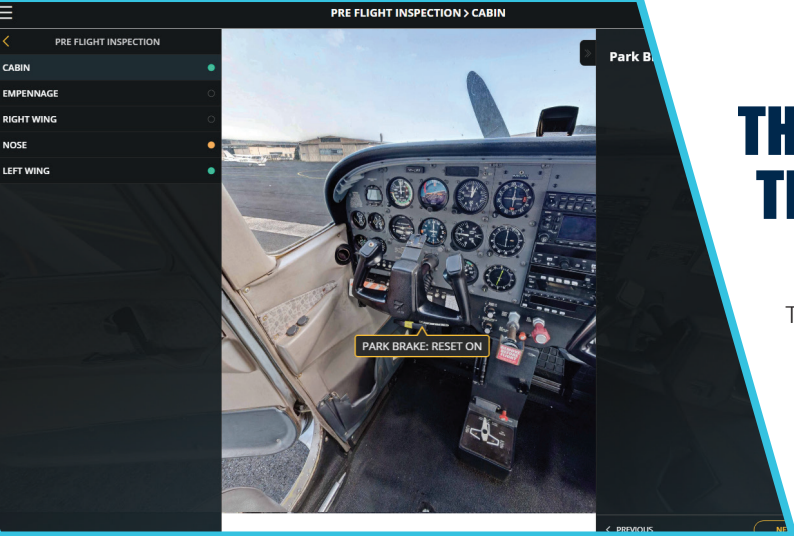


FLEXIBLE OPTIONS TO COMPLETE YOUR THEORY TRAINING

Learn To Fly embraces the latest technology to allow you the option to complete your theory training in traditional face to face classes, or online.

This means that you can complete your theory training from wherever you are in the world, at your own pace. Online theory classes can be offered as a live online class, or watched at any time in the Learn To Fly Student Portal by subscription.

Students choosing our Flight Package payment option will have immediate access to all features of the portal. Pay As You Fly students will have access to limited features in the portal, but can enjoy full access with the purchase of a Theory Package. For more information email hello@learntofly.edu.au.

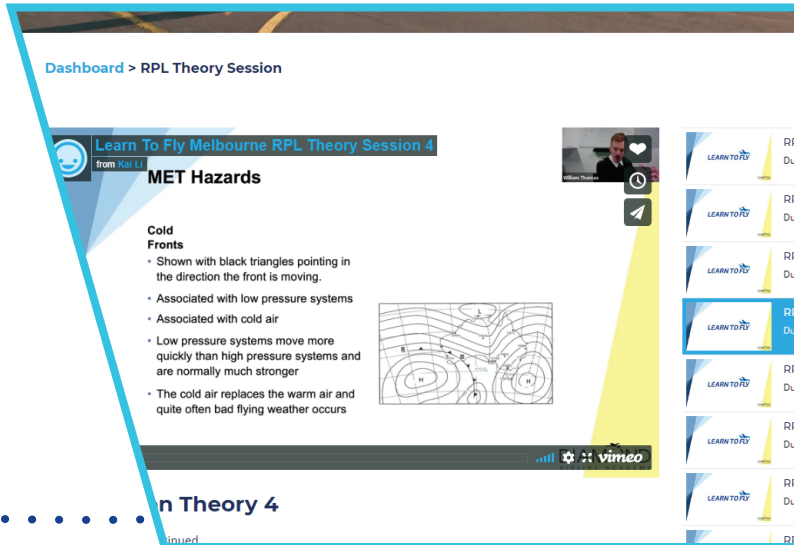


THE LTF STUDENT PORTAL LETS YOU TRAIN ANYTIME, ANYWHERE

The Learn To Fly Online Student Portal takes your flight training to the next level, allowing you to access state-of-the-art features to **advance your learning anytime, anywhere.**

Aircraft Procedural Training with V360E Virtual Cockpit

We are the first flight school in Australia to offer access to 360 degree virtual cockpit environments using the V360E platform. This amazing technology allows students to view the cockpit and run through detailed checklists and procedures, better preparing you for your time in the actual aircraft. Only available with Flight/Theory Package purchase.



Online Theory Training

Our student portal gives you 24 hour access to each of the individual ground theory training sessions in your chosen course, conducted by an experienced instructor and recorded live. You can watch and re-watch theory sessions as many times as you like. Only available with Flight/Theory Package purchase.

MOCK EXAMS

Dashboard > RPL Mock Exams

Examination and Task list

Item ID	Examination and Task	Completed by	Link
RPL-1	RPL Mock Exam 1		Take exam
RPL-2	RPL Mock Exam 2		Take exam
RPL-3	RPL Mock Exam 3		Take exam

TRACK YOUR TRAINING PROGRESS AND PREPARE FOR SUCCESS

Preparation is the key to success, and the Learn To Fly Online Student Portal gives students and their instructors the ability to see exactly how they are progressing through a course.

Live Flight Training Sequence Updates

The portal allows students to track their progression through every component of their course, with links to important information and each task overseen directly by their primary Learn To Fly Flight Instructor.

Mock Exams

For students preparing for their theory exams, the portal offers timed mock exams that simulate the actual exam environment, so you are as prepared as possible for the real thing. Only available with Flight/Theory Package purchase.

Dashboard > RPL Flight Training Sequence

Student may require the following documents to complete the RPL training:

CAR 1988, CASR Part 61, CAO, ERSA, VFRC, Bob Tait PPL Book VOL 1 & 2, VTC map

Flight Training Sequence

Examination and Task	Completed by	Link	Status
ARN Application	Lesson 1 EOC	Click here	Completed
Aviation Security Identity Card	Lesson 1 EOC	Click here	Completed
Class 1 OR Class 2 Medical Check	Lesson 4 Turning	Click here	Completed
Aircraft Engineering Paper	Lesson 4 Turning	Download	Completed
Pre-Solo Assignment	Lesson 7 Circuit		Completed
Pre-Solo Exam	Lesson 11 Circuits Flapless	Not available	Result pending
AELP Test	Lesson 11 Circuits Flapless		Completed
FROL	Lesson 11 Circuits Flapless	Take exam	Incomplete
Pre-Area Solo Assignment	Lesson 18 Solo Circuits 2		Completed
Aircraft Questionnaire	Lesson 18 Solo Circuits 2	Take exam - Sling	Incomplete
Pre-Area Solo Exam	Lesson 20 Forced Landing	Not available	Result pending
RPL Assignment	Lesson 24 First Training Area Solo		Incomplete



OUR GRADUATE: BRANDON SMITH

"The PPL course has introduced me to navigating an aircraft, which is a fundamental part of my future career aspirations. What I love most about Learn To Fly is the modern facilities and the availability of instructors, who are there whenever you need anything. After my PPL, I look forward to starting on the CPL syllabus!" – Brandon Smith



CONTACT US

Melbourne, Australia (Headquarters)

22-24 Northern Avenue
Moorabbin Airport, Victoria, Australia 3194
1300-532-768 | hello@learntofly.edu.au

Singapore

Level 22, OUE Downtown 2
6 Shenton Way, Singapore 068809
+65 8668 0591 | hello@learntofly.edu.au

Hong Kong

Unit 22, 10/F Block C, Tong Yuen Factory Building
505 Castle Peak Road, Cheung Sha Wan, Kowloon
+852 9180 5616 | hello@learntofly.edu.au

Scan QR code to subscribe, follow or schedule a meeting

